

Social Skill Group: Social Boundaries and Relationships

Private versus Public Places

- This lesson is designed to introduce students to the concepts PUBLIC and PRIVATE.
- The first lesson focuses on public versus private places.
- There are several ways to complete this lesson and these will be outlined below. Most important is to incorporate the words and/or symbols for public and private throughout your child's day. For example, when your child is in his/her bedroom you can say, "Your bedroom is private place" and show a symbol for private.
- The more your child hears and sees these concepts and is able to relate them to real-life places the better!
- The supplemental document has six pages.
 - Page 2: definition of public place
 - Page 3: definition of private place
 - Page 4: picture-symbols of different places (both private and public are included)
 - Page 5- 7: picture-symbols of private and public; select the symbol that you think your child will best understand.

Potential ways to complete this lesson:

- A.
1. Review definition of a public place.
 2. Review definition of a private place.
 3. Print picture-symbols of different places and help your child sort into the appropriate category (level of support needed will vary). Be sure to explain why a place belongs in the public or private category. Picture-symbols can be sorted on the pages with definitions or the pages with picture symbols.
 4. If your child has a speech-generating device, select places on the device and help your child sort into the appropriate category.
 5. Repeat lesson on several occasions and see if your child is able to sort places into private and public with more independence.
 6. You can find other representations of places in magazines, books or on TV. Have your child determine if it is a public or private place.
- B.
1. Review definition of a public place
 2. Review definition of a private place
 3. Move through your home and label different rooms as private or public while showing the corresponding picture-symbol.
 4. Repeat lesson on several occasions and see if your child can match the appropriate picture-symbol to the room he/she is in.



Public Place: A place with other people or where other people



may be. It's a place where people can go in and out.



Private Place: A place where you are alone (or with one person



who is there to help) and no one else can come in or out.



bathroom




bedroom



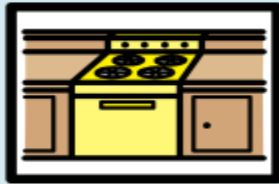
public bathroom



public bathroom



living room



kitchen



grocery store



school



park



with friends



doctor's office



clothes store



restaurant



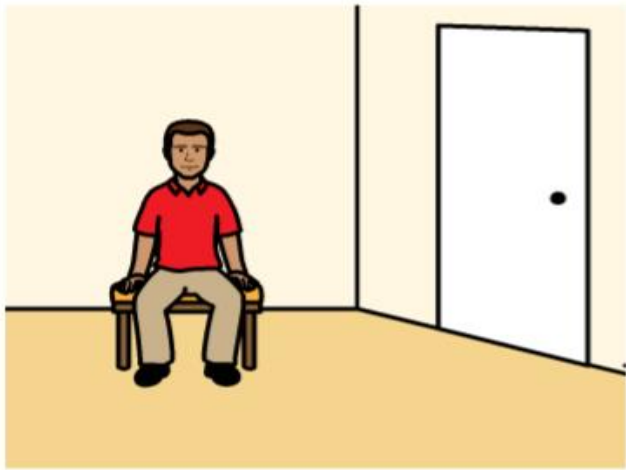
bus




car




online




private



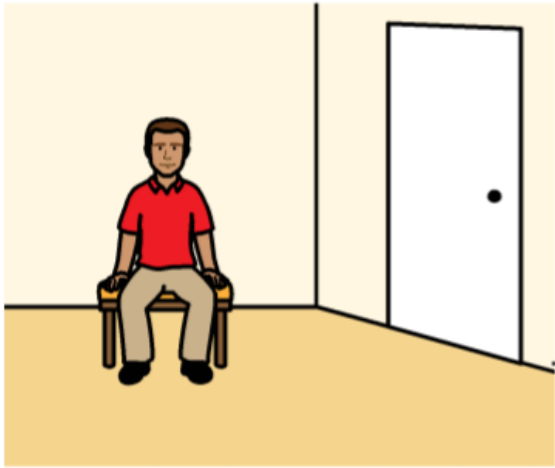
public




private



public




private



private



public



public