






Making Corn Dog Muffins



Ingredients:

- 1 package corn muffin mix (8.5 oz)
- 2/3 cup milk
- 1 large egg, lightly beaten
- 5 hotdogs, sliced
- 1/2 cup shredded cheese

Directions:

<p>Family member/caregiver to preheat oven to 400 degrees.</p>	
<p>Grease muffin pan (or use muffin/baking cups)</p>	
<p>Open corn muffin mix; pour into bowl.</p>	
<p>Add 2/3 cup milk and 1 egg to bowl; stir</p>	
<p>Add 5 sliced hot dogs and 1/2 cup grated cheese to bowl; stir.</p>	

Pour batter into muffin tin; fill about $\frac{3}{4}$ full.



With assistance from family/caregiver, put in oven and bake about 14-16 minutes, or until a toothpick inserted in the center comes out clean. Cool 5 minutes before removing from pan.

Optional: put popsicle sticks in each muffin, so you can eat them like corn dogs!

